Fotovoltaïsche installatie (Boek 1 AR 8/9/2019) - Algemene Directie Energie

Plaats van het onderzoek: KLEINE MOLENWEG 140, 2940 STABROEK, België

Aard onderzoek: Voor ingebruikname (6.4)

Datum van het bezoek	Volgend controlebezoek:	Agent-bezoeker
17-04-2025	17-04-2050	Angelo Versavel

BESLUIT : CONFORM

Identificatie van derden

Opdrachtgever	
Naam	Rasolar
Adres	Molenweg 140, 2830 Willebroek, Belgique

Eigenaar, uitbater of beheerder	
Naam	Stephan Van Elowijk
Adres	KLEINE MOLENWEG 140, 2940 STABROEK, België

Installateur	
Naam	Rasolar
BTW	BE0630697958

Identificatie van de elektrische installatie

Adres	KLEINE MOLENWEG 140, 2940 STABROEK, België
EAN-code	541 448 820 048 537 887
Nr Teller	55 477 945
Netbeheerder naam	Fluvius
Gebouw	Huis

Atlas Controle VZW
Erkend controleorganisme
Hoofdzetel: Luchthavenlaan 25A/6 1800 Vilvoorde
Tel: +32 2 226 64 04 | Mail: office@atlascontrole.be
BTW BE0732536476 | RPR Brussel

Wetgeving

BELAC 663 - INSP

AREI. Algemeen Reglement op de elektrische installaties.

Aard onderzoek:	Voor ingebruikname (6.4)
Datum van de uitvoering van de installatie	Na 01/06/2023

Identificatie van de elektrische installatie en gegevens verdeler

Net spanning	3X400 + N
Maximum beveiliging	32
Hoofd differentieelschakelaar	300mA - 40A
Meterstand consumptie dag	-
Meterstand consumptie nacht	-
Meterstand productie dag	-
Meterstand productie nacht	-

Beschrijving van de installatie

Zonnepanelen

Aantal modules	Vermogen (kWc)	Vermogen String
20	440	8.800

Omvormer(s)

Type	Merk	Vermogen AC max (VA)	Serie nummer
SH10RT-20	SUNGROW	10000	A2351816691

Resultaten van de controle

Waarde (Ω)	5.46
Isolatiemeting (MΩ)	>0,5MOhms
Aansluiting	OK
Beschermingsinrichtingen tegen directe en indirecte aanraking	OK
Beschermingsinrichtingen tegen overstroom	OK
Vaste uitrusting	OK
Equipotentiale verbindingen	OK
Schema	OK

Inbreuken

* Geen inbreuken

Opmerkingen

* Deze controle is enkel van toepassing op de PV installatie.

Besluit van de controle

De elektrische installatie voldoet aan de voorschriften van het Boek 1 inzake de installaties op laagspanning en op zeer lage spanning.
het (de) éénregelige schema('s) en de positietekening(en) door Atlas Contrôle opnieuw zijn gecontroleerd.
De volgende inspectie moet uiterlijk op datum van controle + 25 jaar worden uitgevoerd.
De door Atlas Contrôle uitgevoerde inspectie had betrekking op de zichtbare delen van de installatie die normaal toegankelijk zijn.

De Agent-bezoeker

Plichten van de eigenaar, beheerder of huurder van de installatie

De verplichting om het verslag te bewaren in het dossier van de elektrische installatie.
De verplichting om alle wijzigingen aan de elektrische installatie op te nemen in het dossier.
De verplichting om de toezichthoudende ambtenaar van de Federale Overheidsdienst Energie onmiddellijk op de hoogte te brengen van elk ongeval met personen dat rechtstreeks of onrechtstreeks veroorzaakt wordt door de aanwezigheid van elektrische installaties.

Bewoordingen	Foto
Verdeelbord	

Bewoordingen	Foto
Omvormer	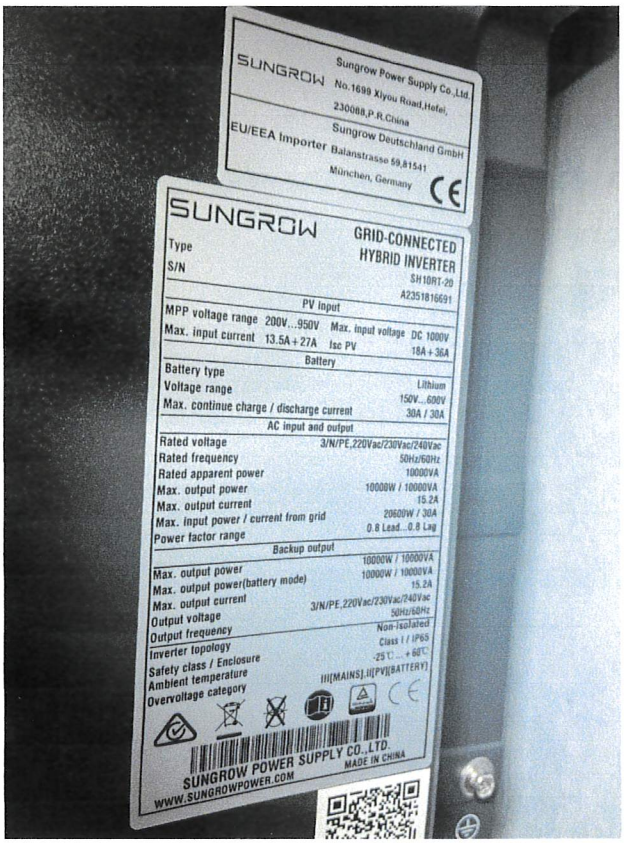

GLV 070-09	SUNGROW	1.SG2.0-6.0RS Series;2.SH5.0-10RT series

C10/26 - DECLARATION OF CONFORMITY for power-generating units
GLV ed2.1.2 (12/2019)

for the application of annex D "Technical basic requirements regarding the power-generation units" of the Synergrid prescription C10/11 ed2.1 (01/09/2019)

The undersigned,	Manufacturer:	SUNGROW POWER SUPPLY Co., Ltd.	Represented by:	Ion Gherga
	Address:	No.1699 Xiyou Rd., New & High Technology Industrial Development Zone, Hefei, P. R. China., 230088	Country:	Germany
			email:	i.gherga@sungrow-emea.com
			Telephone:	+44 7585 159507

Hereby declares that each production unit completed in the list in tab 'list of power-generating units' of this homologation application complies with the following conditions:

1. The power-generating unit complies with the relevant requirements set out in annex D "Technical basic requirements regarding the power-generation units" of the Synergrid prescription C10/11 ed2.1 (01/09/2019).

2. In order to substantiate this, a separate technical file has been submitted at least for each separate product series of the 'C10/26 list of power-generating units' of this homologation application. Each technical file shall be drawn up on the basis of a checklist Annex D, duly and correctly completed by the manufacturer, accompanied by all the required proof of conformity.

2.1 For technical requirements for which the required proof of conformity (column J in checklist annex D) is a declaration of honour by the manufacturer, the manufacturer declares by signing and dating this declaration of conformity the correctness of the information (conform / not conform / not applicable) provided by him or her in columns K, L and M of this checklist.

2.2. For technical requirements for which the required proof of conformity (column J in checklist Annex D) is a test report or a certificate, the necessary test reports and/or certificates are available * in the technical file:

- Certificates have been issued by an EN 45011 (or ISO 17065:2012) certification body accredited for these materials.
- Test reports have been established by an ISO 17025:2005 or ISO 17065:2012 laboratory accredited for these tests.

2.3 A list of the document references or the certificates of conformity referred to in the checklist Annex D is also available in the technical file.

FINAL HOMOLOGATION

Done at:	(location)	Munich, Germany	Homologated by Synergrid on: 31/08/2021
On:	(date)	2021.08.25	Stamp Synergrid & signature: SYNERGRID a.s.b.l. Galerie Ravensteingalerij 4/9 BE-1000 Bruxelles/Brussel T.V.A./B.T.W.
(stamp manufacturer & signature)		SUNGROW Sungrow Deutschland GmbH	

*** Transition period till 01/05/2020** (see exceptions in chapter 3 of C10/11 ed 2.1 (01/09/2019)):

If at the time of submission of this homologation application it is not yet possible to submit all the necessary certificates and/or test reports (exception 3), or that the units do not yet have all the required characteristics (exceptions 1 and 2), a **temporary homologation** may be granted. All necessary certificates and/or test reports must be in the possession of Synergrid at the latest on 30/04/2020 in order to obtain a final homologation. if this is not the case, the temporary C10/26 homologation will be withdrawn.

POWER-GENERATING UNITS TO BE HOMOLOGATED FOR LIST C10/26 ACCORDING TO THE REQUIREMENTS OF ANNEX D OF THE TECHNICAL PRESCRIPTION C10/11 ed2.1 (01/09/2019)

2. C10/26 list with power-generating units in accordance with annex D of C10/11 ed2.1 (01/09/2019)

GLV 520-09	SUNGROW	1.SG2.0-6.0RS	2.SH5-10RT series

checklist ed 2.1.2 (12/2019)

1	2	3	4	5	6	7	8	9	10	11						12				13					14	15
					ONLY for units (suitable for) energy storage: Name and reference of the power control system		POWER			ADDITIONAL CHARACTERISTICS						LIMITATIONS				APPLICATION					Synergrid approval date	
SYNERGRID reference number (GLVxxx-yy-zzzz)	BRAND NAME	Name of the product SERIES	REFERENCE of the model / type of the unit	FIRMWARE VERSION	power control system type EnFluRI	other power control system	P_{nom} rated (active) power (W)	S_{max} maximum apparent power (VA)	1-phase or 3-phase	D3 integrated automatic separation system	(...) "RfG type B ready" = suitable for use in installation ≥ 1MW	D41 additional operating frequency range (51,5 Hz - 52,5 Hz)	D62 power response to underfrequency	D72 active power reduction P(U)	(...) compliant power control system provided (e.g. EnFluRI)	D71 only homologated for "small power-generating installations"	D43 only homologated for connection to HV-network	D91 only homologated for use in module < 800W	(...) only homologated as a backup power system according to §2.11	Solar energy	Wind energy	CHP (combined heat & power)	Energy storage	Backup power system	Other	Temporary homologation (expires on 01/05/2020)	Final homologation
	SUNGROW	SG2.0-6.0RS Series	SG2.0RS-S	MDSP_ SUNSTONE-S_V11_V01_A			2000	2000	1-phase	X		X	X	X						X						
	SUNGROW	SG2.0-6.0RS Series	SG2.5RS-S	MDSP_ SUNSTONE-S_V11_V01_A			2500	2500	1-phase	X		X	X	X						X						
	SUNGROW	SG2.0-6.0RS Series	SG3.0RS-S	MDSP_ SUNSTONE-S_V11_V01_A			3000	3000	1-phase	X		X	X	X						X						
	SUNGROW	SG2.0-6.0RS Series	SG3.0RS	MDSP_ SUNSTONE-S_V11_V01_A			3000	3000	1-phase	X		X	X	X						X						
	SUNGROW	SG2.0-6.0RS Series	SG3.6RS	MDSP_ SUNSTONE-S_V11_V01_A			3680	3680	1-phase	X		X	X	X						X						
	SUNGROW	SG2.0-6.0RS Series	SG4.0RS	MDSP_ SUNSTONE-S_V11_V01_A			4000	4000	1-phase	X		X	X	X						X						
	SUNGROW	SG2.0-6.0RS Series	SG5.0RS	MDSP_ SUNSTONE-S_V11_V01_A			5000	5000	1-phase	X		X	X	X						X						
	SUNGROW	SG2.0-6.0RS Series	SG6.0RS	MDSP_ SUNSTONE-S_V11_V01_A			6000	6000	1-phase	X		X	X	X						X						
	SUNGROW	SH5.0-10RT series	SH5.0RT	MDSP_ SAPPHIRE-H_V11_V01_B or above		Energy Meter DTSU 666/DTSD 1352	5000	5000	3-phase	X		X	X	X	X					X			X	X		
	SUNGROW	SH5.0-10RT series	SH6.0RT	MDSP_ SAPPHIRE-H_V11_V01_B or above		Energy Meter DTSU 666/DTSD 1352	6000	6000	3-phase	X		X	X	X	X					X			X	X		
	SUNGROW	SH5.0-10RT series	SH8.0RT	MDSP_ SAPPHIRE-H_V11_V01_B or above		Energy Meter DTSU 666/DTSD 1352	8000	8000	3-phase	X		X	X	X	X					X			X	X		
	SUNGROW	SH5.0-10RT series	SH10RT	MDSP_ SAPPHIRE-H_V11_V01_B or above		Energy Meter DTSU 666/DTSD 1352	10000	10000	3-phase	X		X	X	X	X					X			X	X		

FINAL HOMOLOGATION

SYNERGRID a.s.b.l.-v.z.w.
Galerie Ravenstein/galerij 4/2
BE-1000 Bruxelles/Brussel
B.T.W : BE 0402.958.091

EXPLANATIONS FOR THE COMPLETION OF THE TABLE

Column	Title	Remarks
1	SYNERGRID reference number (GLVxxx-yy-zzzz)	In the case of a positive homologation, each C10/26-homologated power-generating unit is given a unique Synergrid reference number: xxx = unique reference or the manufacturer yy = serial number of manufacturer xxx's record xxx zzzz = unique unit reference for the manufacturer xxx *Note : "GLV" is the internal Synergrid-abbreviation for Declaration of Conformity, based on the Dutch word "Gelijkvormigheidsverklaring"*
2	Brand name	Brand name under which the unit is marketed on the Belgian market.
3	Name of the product series	Name of the product range. **Note: For each separate product range (or each group of units with common characteristics) a separate checklist according to Appendix D is required (sheet 3) together with the corresponding conformity proof documents.**
4	Reference of the model / type of the unit	Unique product name or reference. Units of the same product range must be unequivocally distinguished from each other through this name or reference.
5	Firmware version	Reference of the firmware version of the unit.
6	power control system type EnFluRi	This case is only applicable for units (suitable for) energy storage, provided with a power control system of type EnFluRi: Name and reference of the power control system of type EnFluRi, compliant to the requirements in C10/11 ed2.1 (01/09/2019) §4.1.7 and §7.11.2.1
7	other power control system	This case is only applicable for units (suitable for) energy storage, provided with a power control system of another type than EnFluRi: Name and reference of the power control system, compliant to the requirements in C10/11 ed2.1 (01/09/2019) §7.11.2.2
8	$P_{ac,r}$ rated (active) power (W)	Active (electrical) power in W at the terminals of the unit, as stated on the technical sheet / data sheet / brochure and nameplate. (For photovoltaic inverters: see also definition in §3.2.5 of IEC 62894 2016-11)
9	Smax - maximum apparent power (VA)	Maximum apparent (electrical) power at the terminals of the unit, as stated on the certificate / the test report / the technical sheet / data sheet / brochure.
10	1-phase or 3-phase	Indicate whether the unit is single- or three-phase. This characteristic refers to the unit itself, not to the nature of the connection to the distribution network to which the unit can be connected.
11	Additional characteristics	In these columns optional additional characteristics of the units are indicated, following the information in checklist annex D and the corresponding technical file. Put an "X" at each relevant additional characteristic. Note: Only units < 1 MW that are "type B ready" may be applied in an installation ≥ 1 MW (installation "type B" according to the European Network Code RfG). A unit < 1 MW is only "type B ready" if it complies with all optional properties ticked in column I of the checklist Annex D.
12	Limitations	These columns specify limitations of the units to their application in certain types of installations, in accordance with the information in the checklist in annex D and the corresponding technical file. Put an "X" to each relevant limitation.
13	Application	Indicate the applications for which the unit is suitable. Include an "X" with each application for which the unit can be used.
14	Synergrid approval date Temporary homologation (expires on 01/05/2020)	Date on which the submitted homologation file was approved by Synergrid for a limited period of time. - A temporary homologation is granted if the applicant invokes exceptions in chapter 3 of C10/11 ed2.1 (01/09/2019) and has not yet submitted all the test reports required for a definitive homologation with his homologation application (exception 3), or if the units do not yet have all the required properties (exceptions 1 and 2). - The expiry date for a temporary homologation is 01/05/2020 - see conditions in chapter 3 of C10/11 ed 2.1 (01/09/2019).
15	Synergrid approval date Final homologation	Date on which the submitted homologation file was definitely approved by Synergrid. - A final approval will be granted as soon as Synergrid has a fully compliant homologation dossier. - A final homologation only remains valid under the following conditions: - No changes that have an influence on the initial approval are made to (the production of) the units. - There is no new edition of prescription C10/11. - The validity date of the test reports in the technical file submitted for approval has not been exceeded. See also the general Synergrid procedure S1/01 for homologation of material, which is applicable. (1)

(1) - S1/01 Technical specification: procedure for application for homologation and renewal of homologation of materials

SYNERGRID a.s.b.l.-v.z.w.
Galerie Ravensteingalerij 4/2
BE-1000 Bruxelles/Brussel
T.V.A./B.T.W.: BE 0402.958.091

FINAL HOMOLOGATION

NAAM: VAN ELOWIJK S.

ADRES: KLEINE MOLENWEG 140
2940 STABROEK

DATUM: 17/04/2025

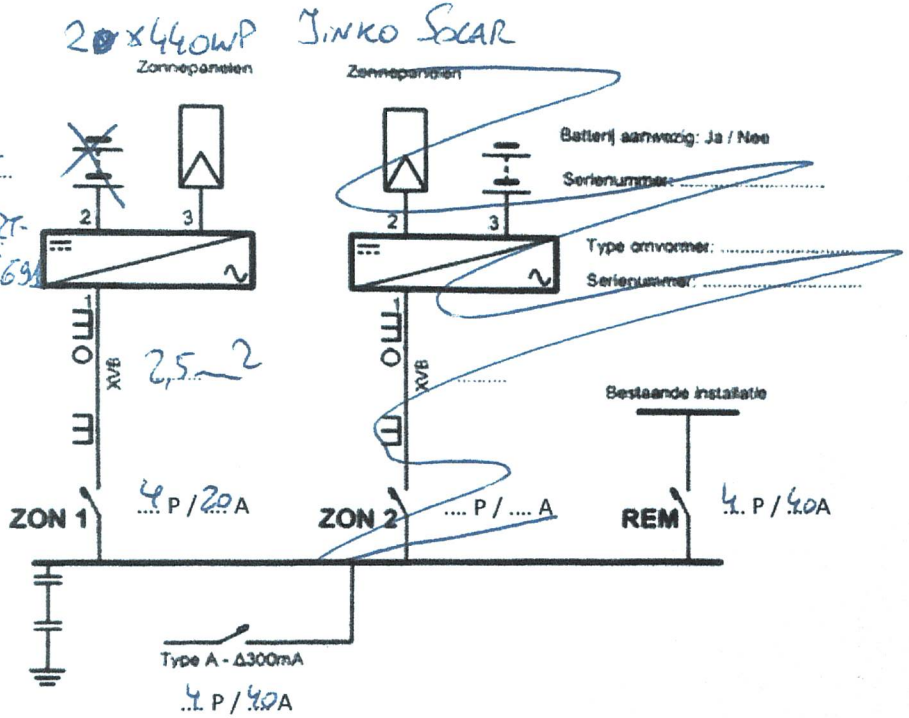

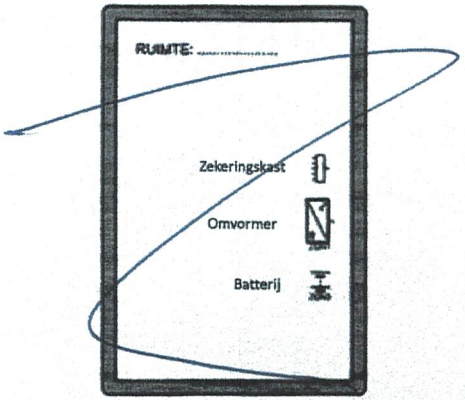

ATLAS CONTROLE

Plaats van de elektrische installatie	Installateur E-Optim BV Molenweg 140 2830 Willebroek Tel.: 016/79.34.56 e-mail: info@rasolar.be BE0630.697.958	p. 1/3 Eendraadschema

E-Optim bv - BTW BE 0630.697.958